



Third European Survey of Enterprises on New and Emerging Risks: ESENER 2019 Main findings for Cyprus

15 September 2020

Xabier Irastorza,
Project Manager,
Prevention and Research Unit



Content

1. European Agency for Safety and Health at Work (EU-OSHA)
2. ESENER 2019 methodology
3. Main findings
4. Resources and outlook

1. EU-OSHA - Who we are

www.osha.europa.eu

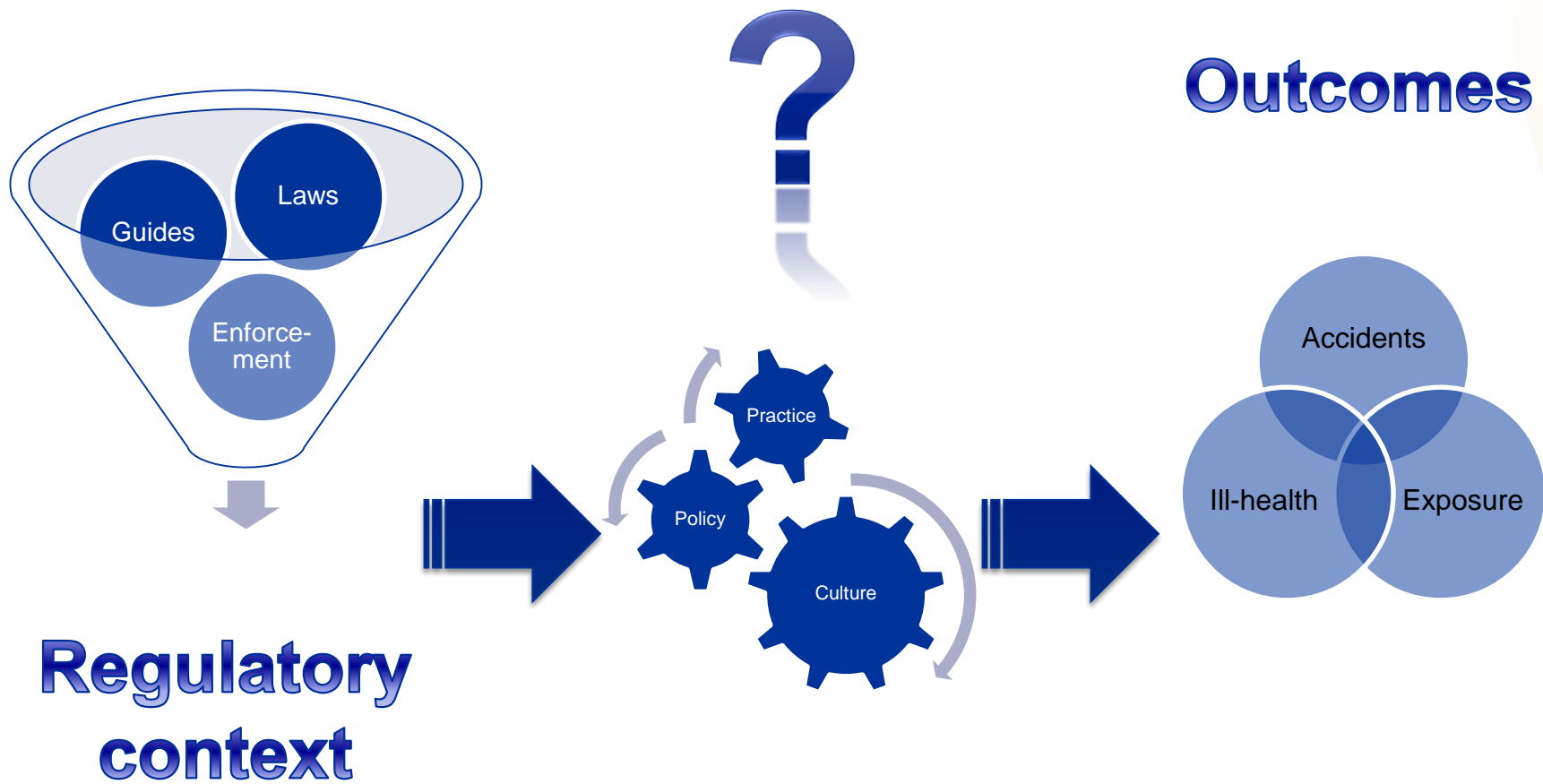
The European Union body responsible for the collection, analysis and dissemination of relevant information to serve the needs of those involved in safety and health at work.

- One of 40 **EU agencies**
- Governed by **European law**
- Mostly **financed** from the general EU budget
- Independent in the execution of its **mission/tasks**
- **A tripartite network organisation**, closely linked to EU actors and national networks through the national focal points
- ~~Legislation & inspection.~~ **NO**



ESENER – a bit of history

What can an enterprise survey tell us?



2. ESENER: some changes in 2014...

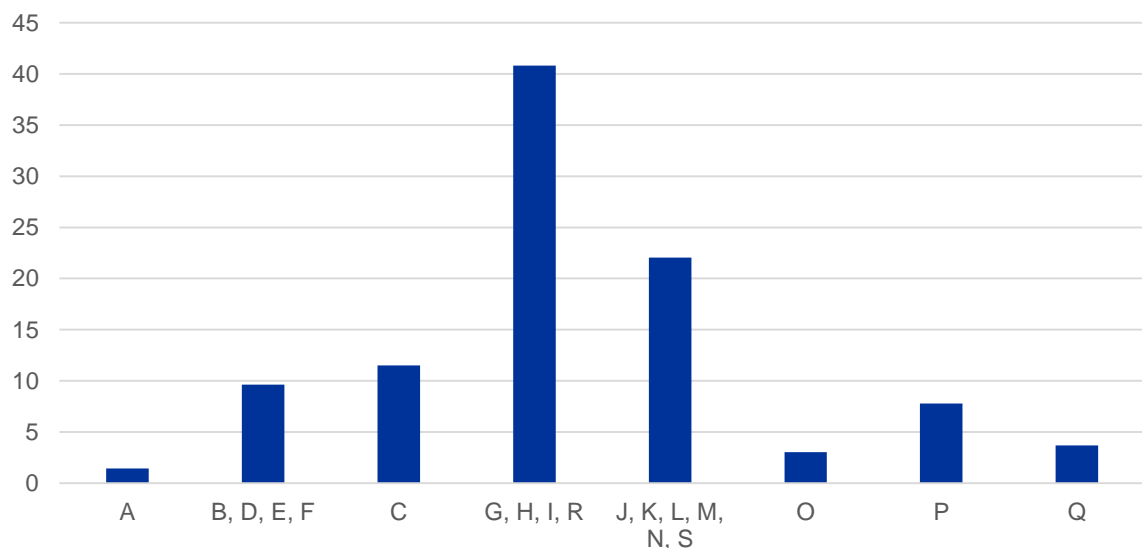
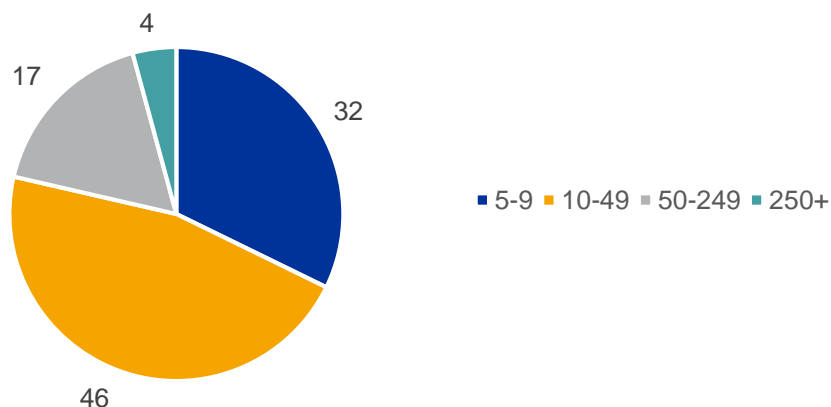
Greater geographical coverage	ESENER-1 (2009)	ESENER-2 (2014)
Countries	Total of 31: EU-28 + Turkey, Norway, Switzerland	Total of 36: ESENER-1 + Albania, Iceland, North Macedonia, Montenegro and Serbia
Establishments surveyed	30,000	49,320
National versions of questionnaire Adapted for language and national OSH terminology	41	47
Increased proportion of workplaces covered	ESENER-1	ESENER-2
Smallest business size	10 workers	5 workers
Sector	All, including public, <u>except</u> agriculture and fishing	All, including public and agriculture and fishing

2. ESENER-3 (2019) Methodology: sample size

Country	Interviews for ESENER-3	Country	Interviews for ESENER-3
Austria	1,503	Lithuania	754
Belgium	1,506	Luxembourg	773
Bulgaria	755	North Macedonia	752
Croatia	740	Malta	453
Cyprus	757	Netherlands	1,521
Czech Republic	1,552	<i>Norway</i>	1,501 + 450
Denmark	1,513	Poland	2,250
Estonia	758	Portugal	1,493
Finland	1,505	Romania	1,500
France	2,251	Serbia	751
Germany	2,264	Slovakia	756
Greece	1,501	<i>Slovenia</i>	767 + 300
Hungary	1,504	Spain	2,266
Iceland	753	Sweden	1,512
<i>Ireland</i>	750 + 1250	<i>Switzerland</i>	1,502
Italy	2,251	United Kingdom	2,251
Latvia	756	Total	45,420

2. ESENER 2019: technical information

Final sample distribution by establishment **size** and **sector group**, **Cyprus** (in %).



NACE Rev. 2 sections: **A:** Agriculture, forestry and fishing. **B, D, E, F:** Construction, waste management, water and electricity supply. **C:** Manufacturing. **G, H, I, R:** Trade, transport, food/accommodation and recreation activities. **J, K, L, M, N, S:** IT, Finance, Real estate and other technical scientific or personal service activities. **O:** Public administration. **P:** Education **Q:** Human health and social work activities.

2. ESENER 2019: technical information

- Fieldwork: 4 April – 26 July 2019
- CYMAR Market Research Ltd.
- CATI: Phone interviews, Greek, native speakers (14).
 - CAWI: 33 interviews, 4.3% of total (4.8% average for 33 countries).
- Address register:
 - Central Statistical Office: Registry of Companies 2015
 - Statistical Service and Public School Committees for NACE O, P and Q.
 - No phone numbers/ 7% out of scope (inactive or private households)
- Interview duration (average): 21.7 minutes (24)
- Cooperation rate (AAPOR3):
 - 47% - average 33 countries: 25%
- Weighting:
 - Registry of Companies 2017 – LFS 2017

2. ESENER 2019: the four survey topics

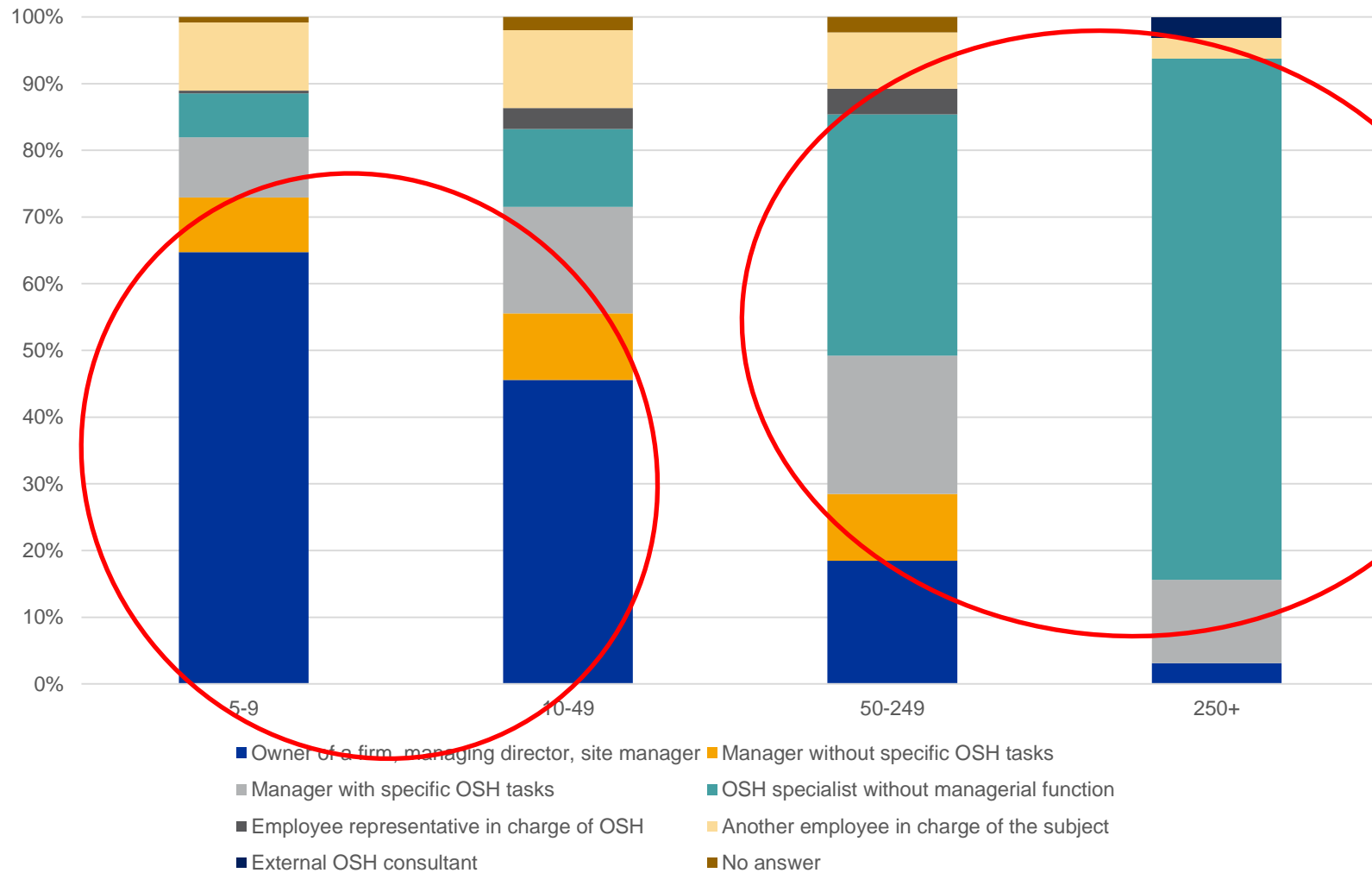
- Health and safety management.
- Management of psychosocial risks.
- Main drivers and barriers
- Worker involvement.

Who did we interview?

‘Person who knows best how health and safety is managed at the workplace’

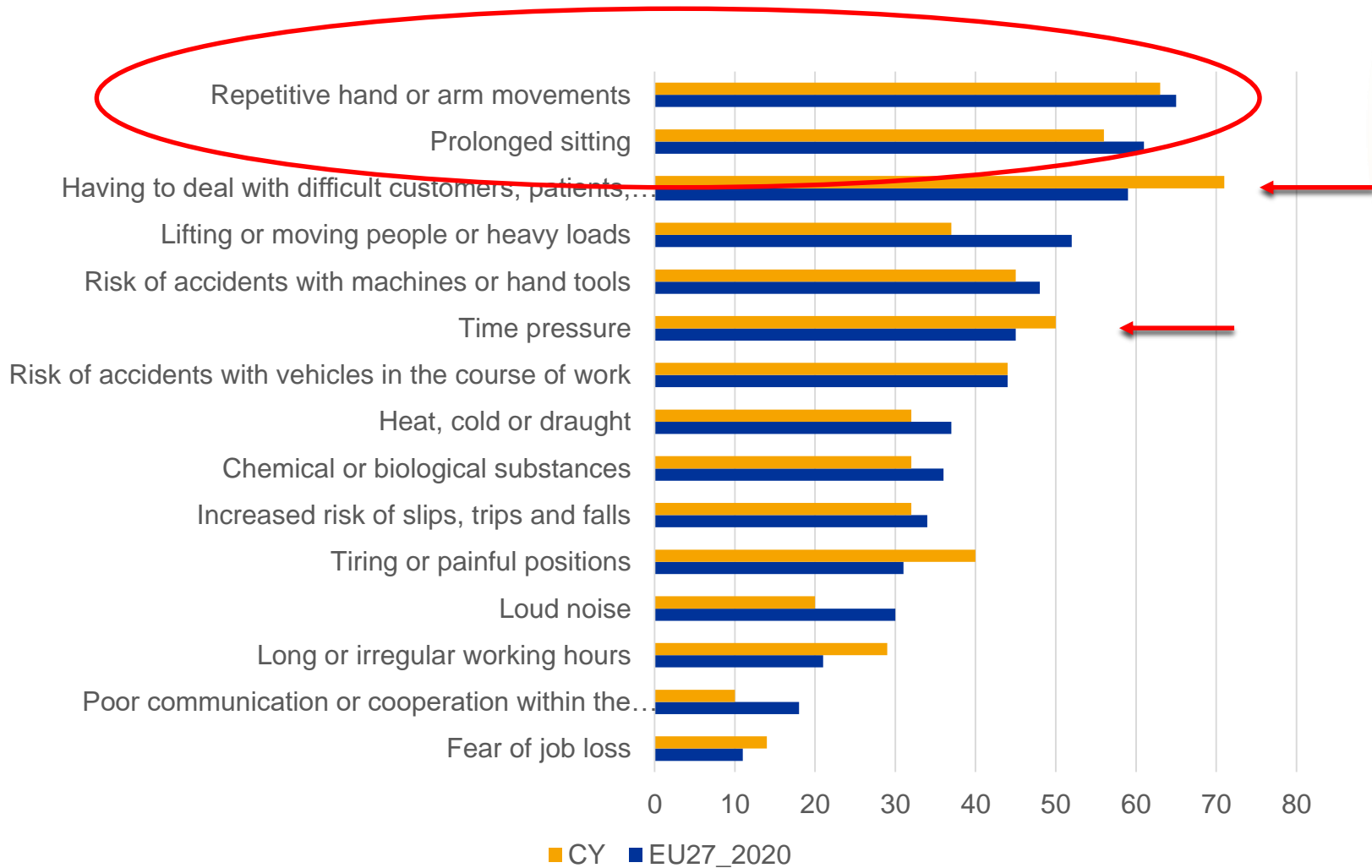
2. ESENER 2019 Respondent – Cyprus (in %)

‘Person who knows most about safety and health at the workplace’

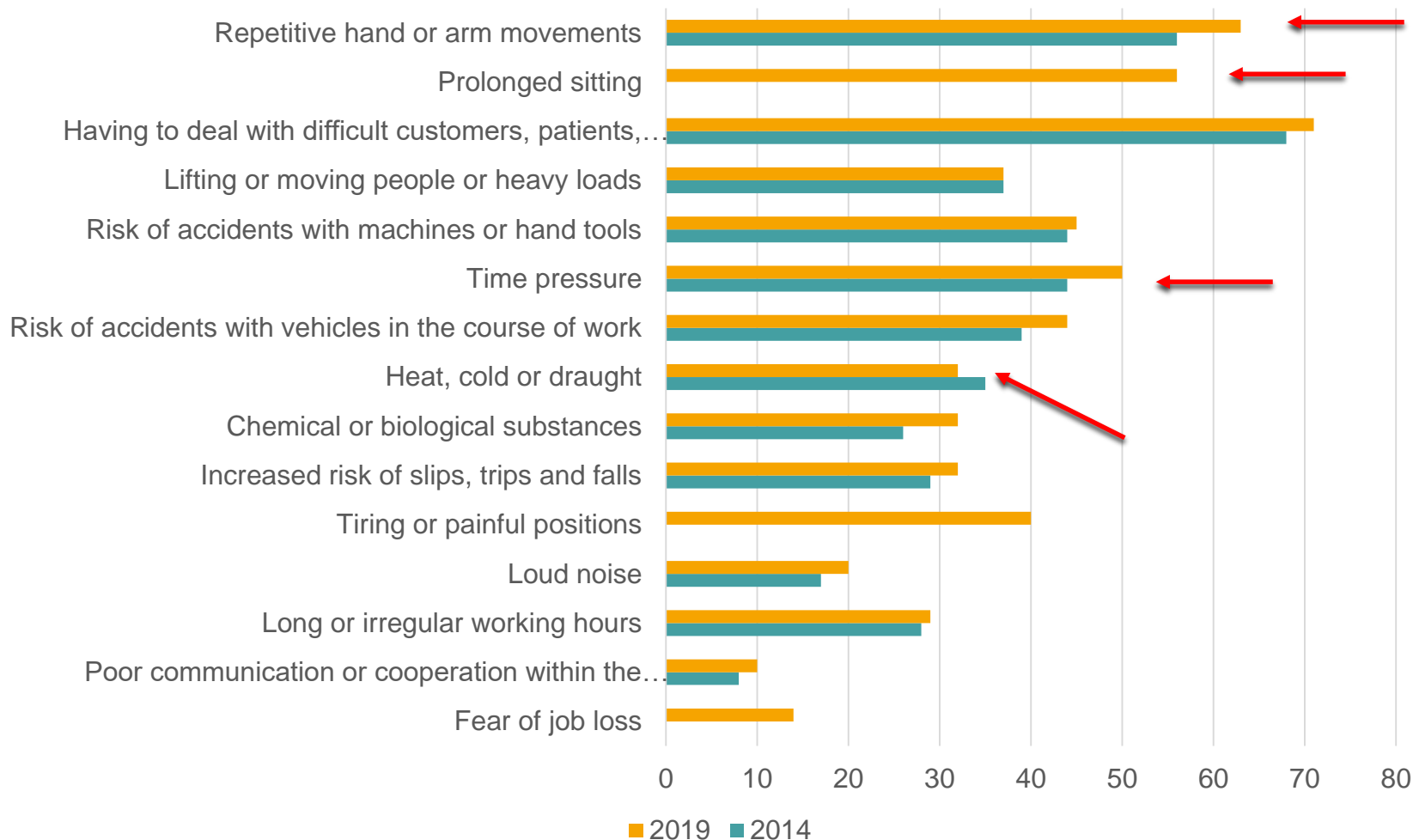


What are the main risk factors affecting workers' safety and health in Europe and in Cyprus?

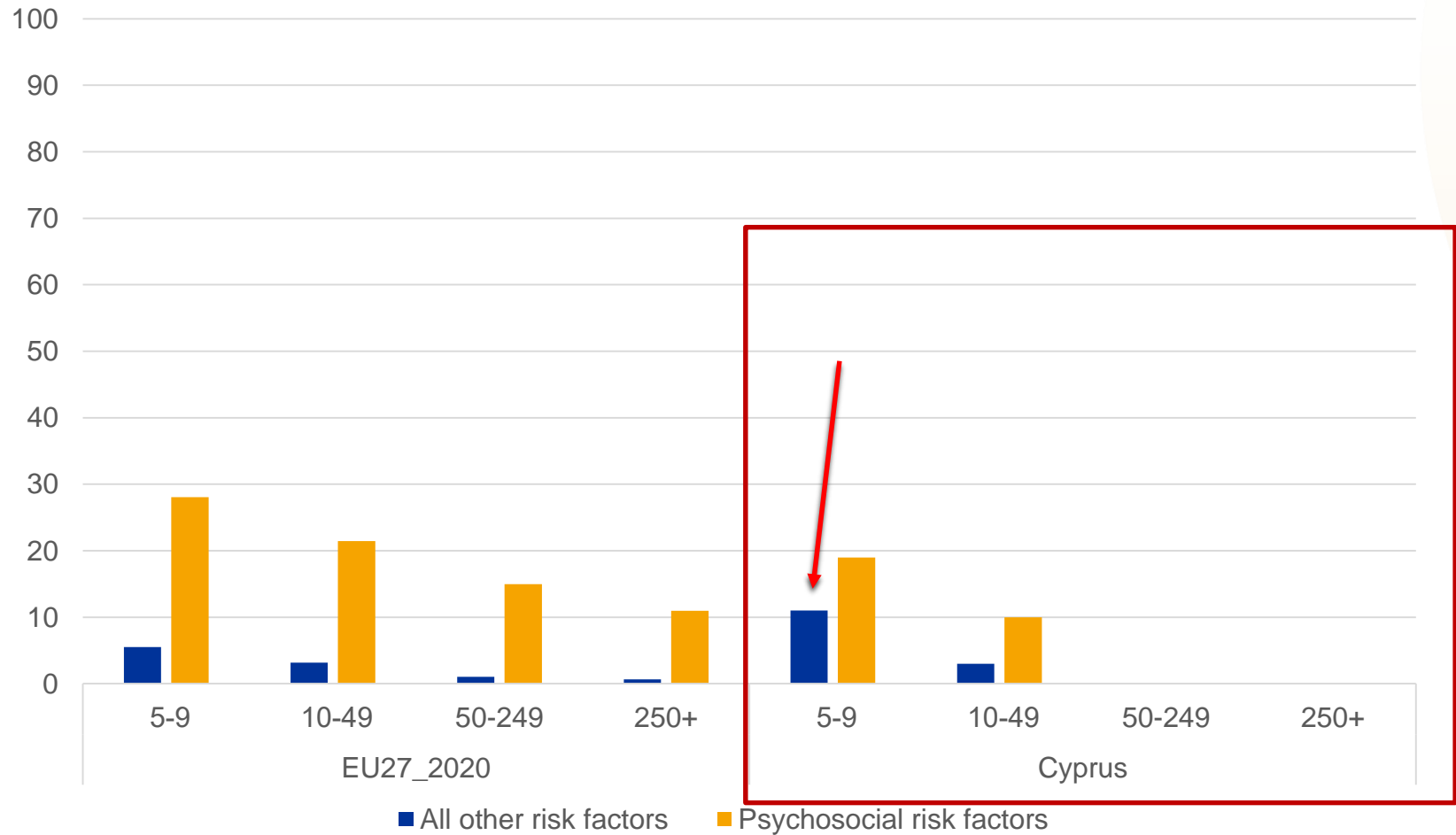
3. ESENER 2019 – Risk factors present in the establishment, 2019 (% establishments, Cyprus and EU27_2020)



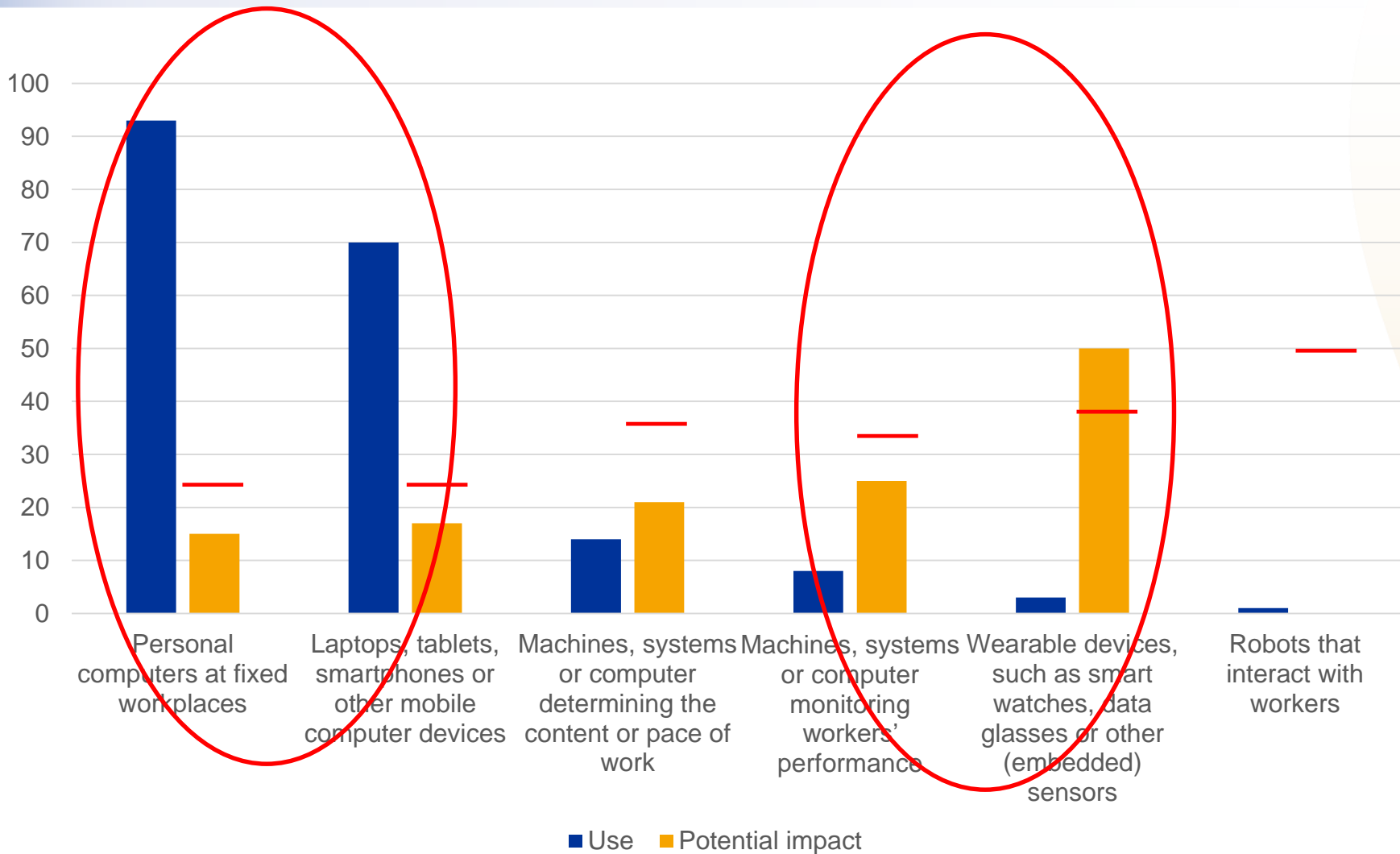
3. ESENER 2019 – Risk factors present in the establishment 2014-2019 (% establishments, Cyprus)



3. ESENER 2019– Workplaces reporting zero risks, 2019 (% establishments, EU27_2020 and CY)

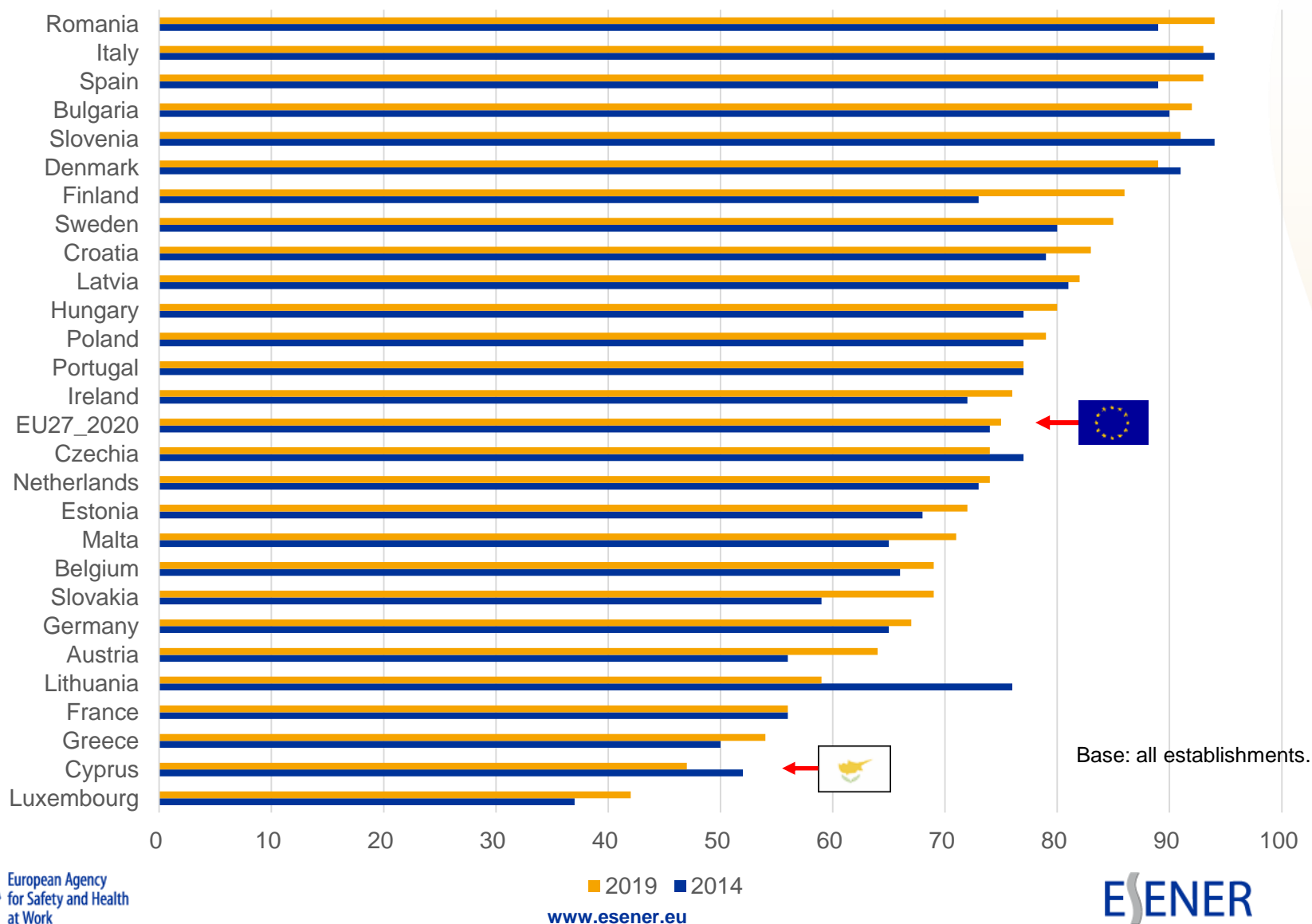


3. ESENER 2019– Digital technologies and potential impacts on OSH, 2019 (% estab., Cyprus and EU27_2020)

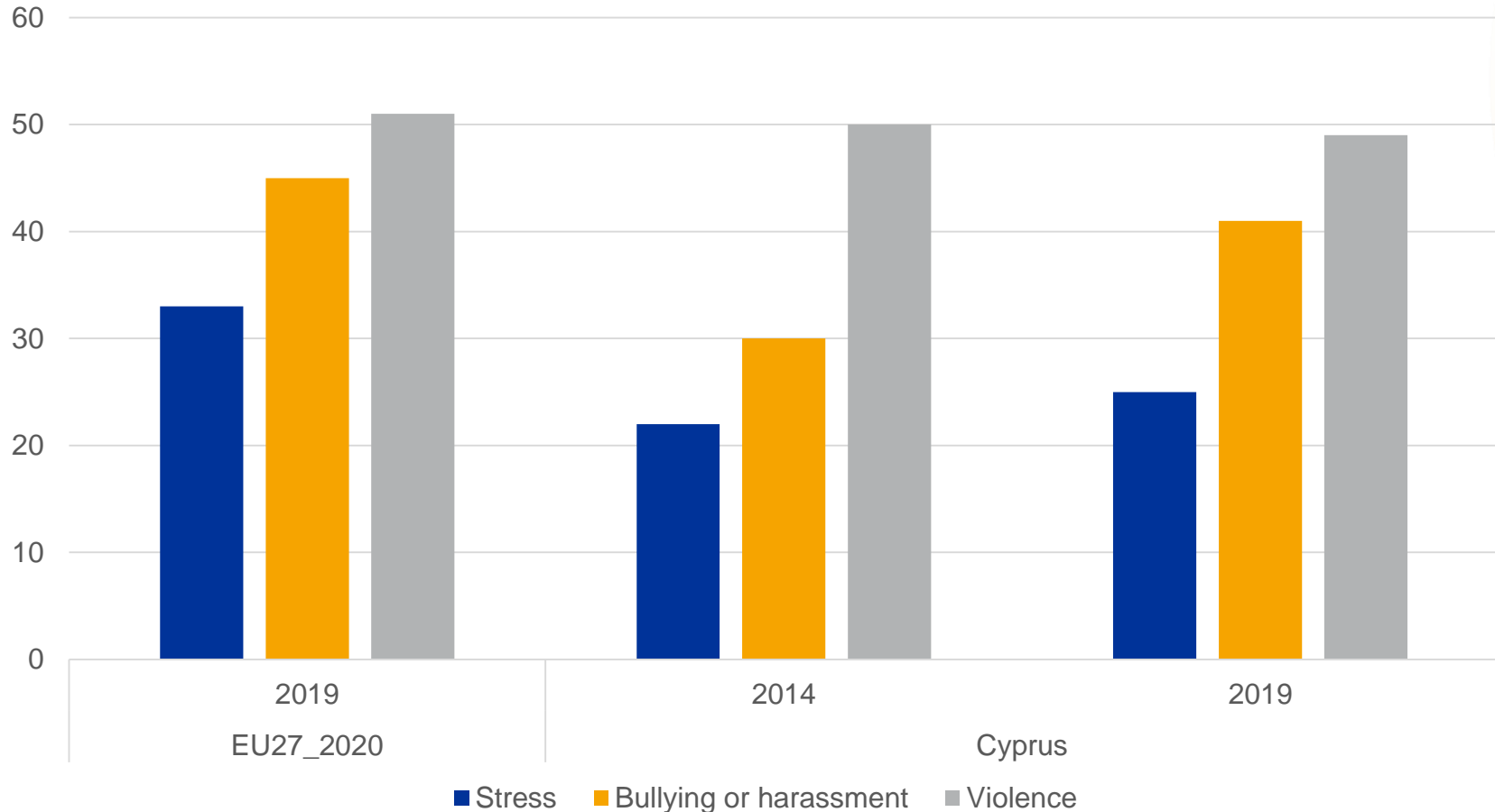


How are these risk factors managed at the workplace?

3. ESENER 2019 – Workplace risk assessments carried out regularly, by country, 2014-2019 (% estab.)



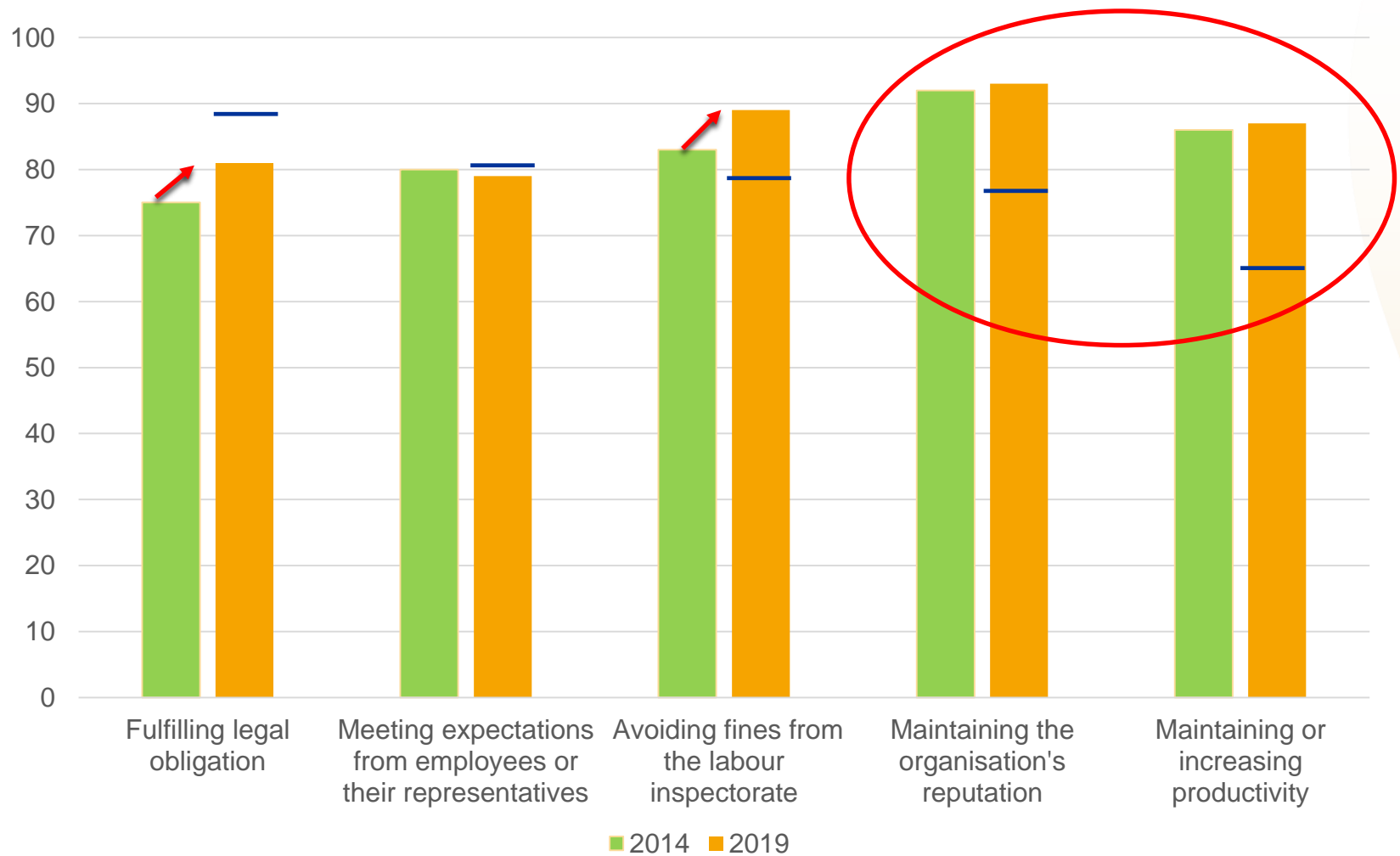
3. ESENER 2019 – Action plan and procedures in place against psychosocial risks, 2019 (% estab., EU27_2020 and CY)



Base: establishments with more than 19 workers.

What motivates enterprises to manage risks?

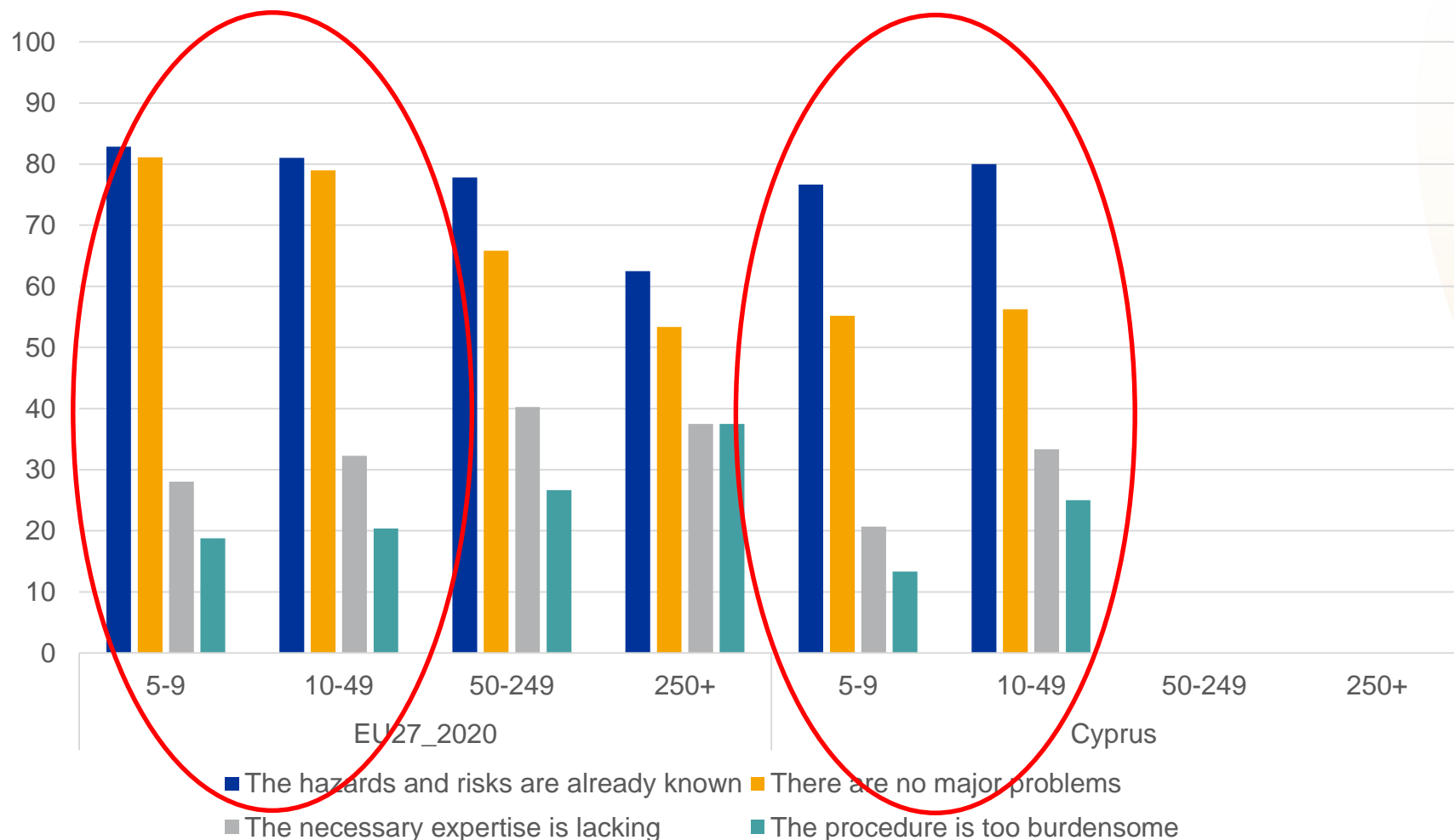
3. ESENER 2019 – Major reasons for addressing health and safety (% estab., EU27_2020 and Cyprus)



Base: all establishments in the EU27_2020 and Cyprus.

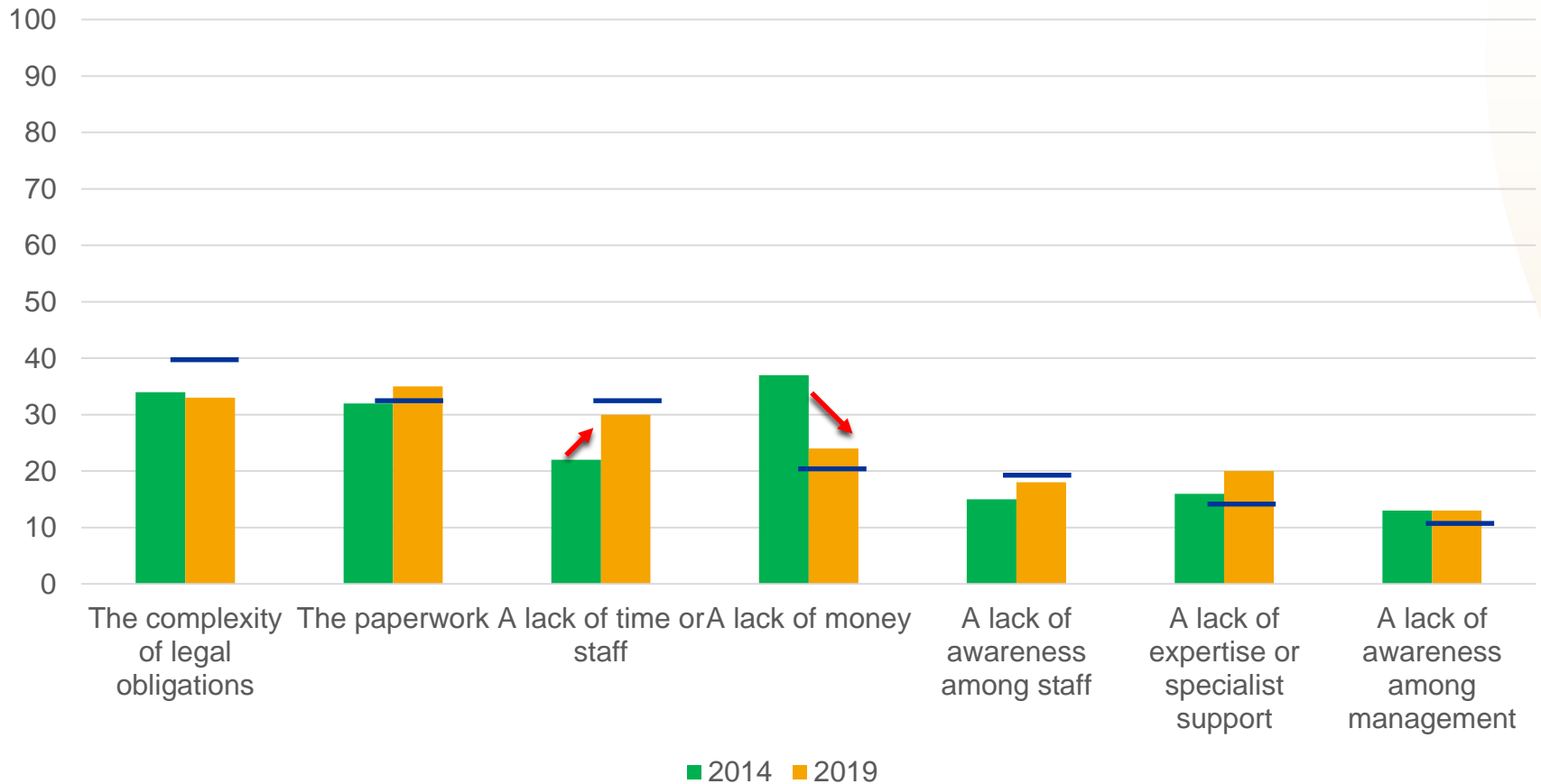
Why do some enterprises not manage risks?

3. Reasons why workplace risk assessments are not carried out regularly, by size, 2019 (% estab., EU27_2020 and Cyprus)



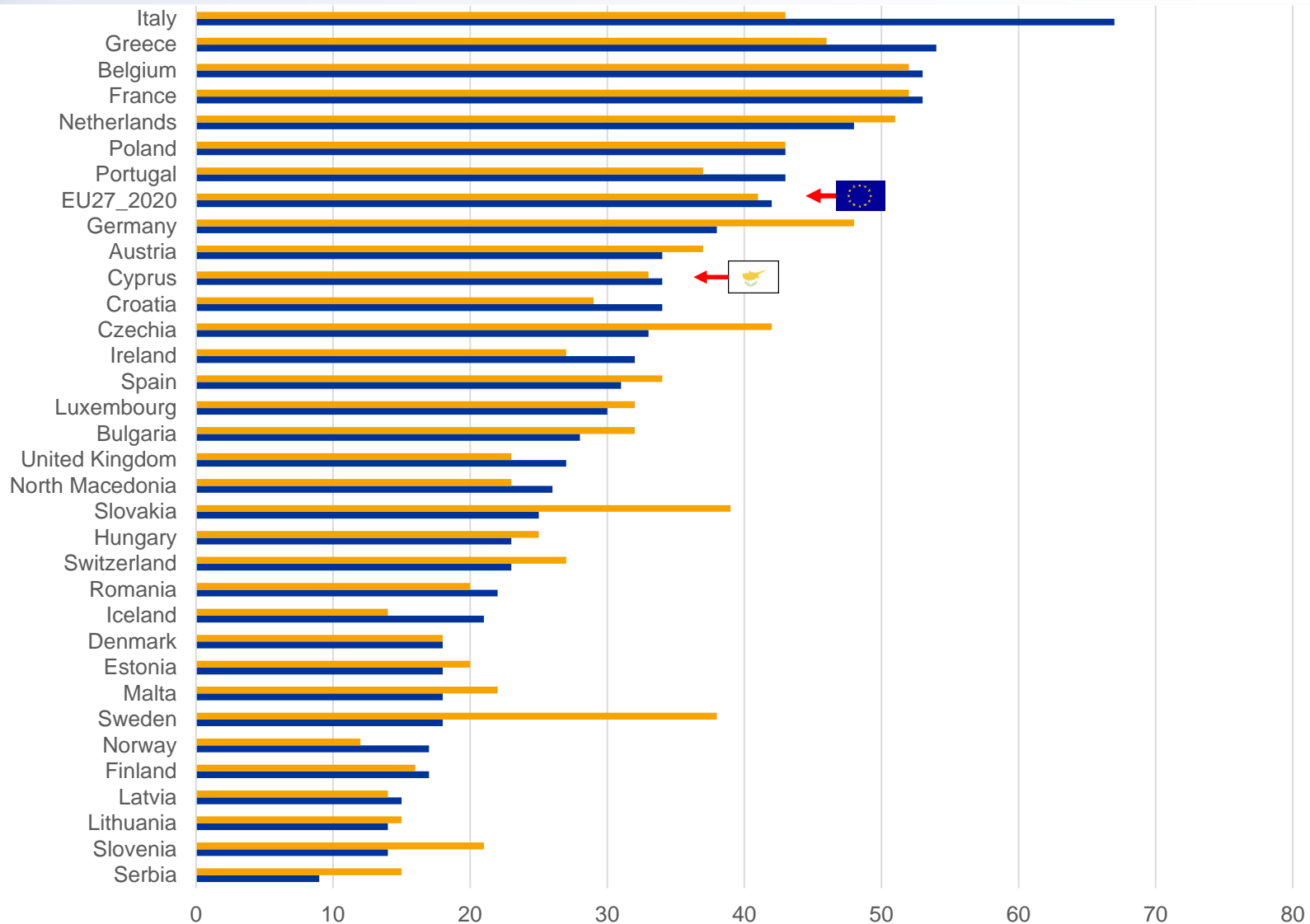
Base: establishments in the EU27_2020 and Cyprus that do not carry out risk assessments regularly.

3. Major difficulties in addressing health and safety, 2014-2019 (% estab., EU27_2020 and Cyprus)

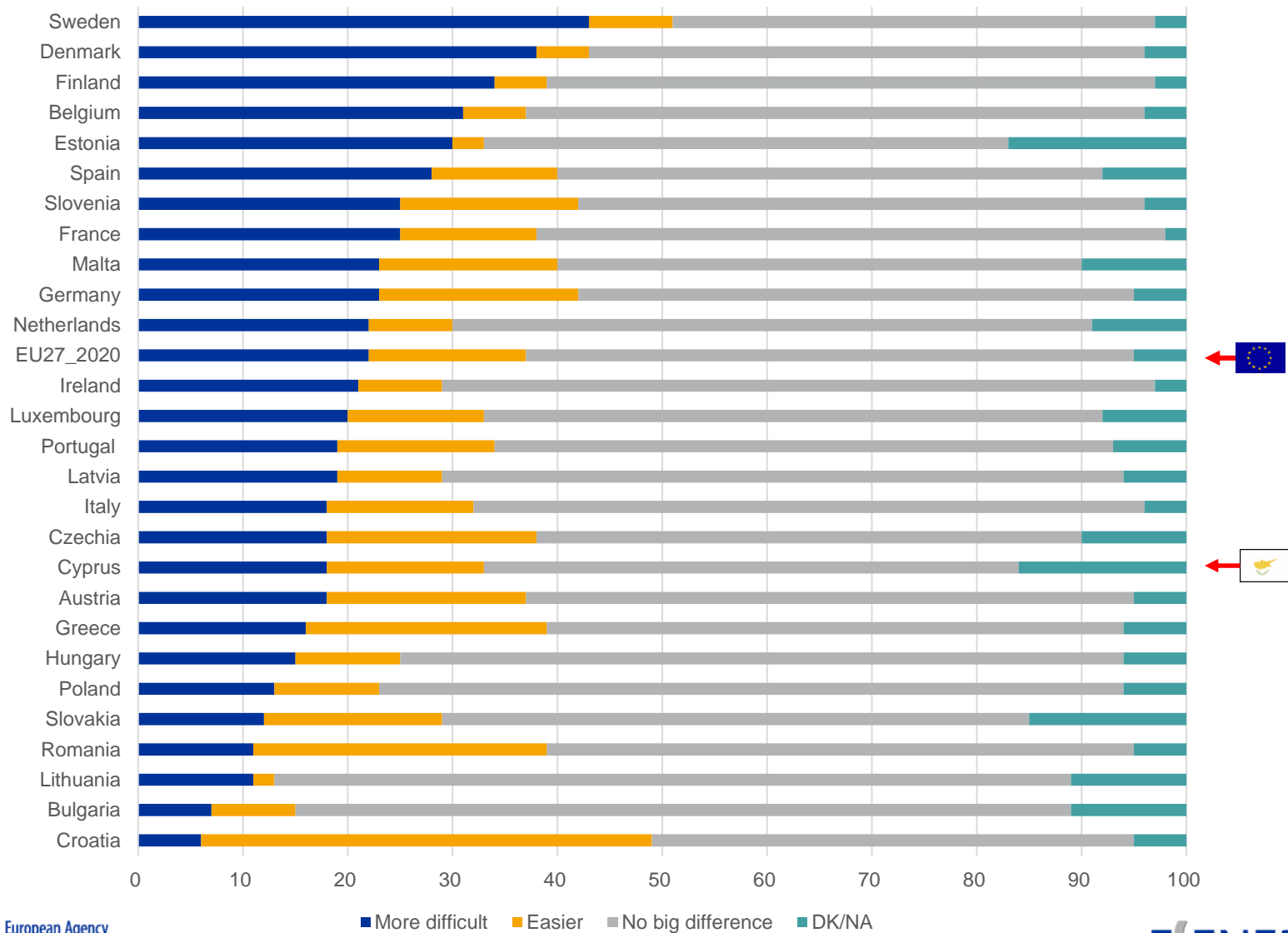


Base: all establishments in the EU27_2020 and Cyprus.

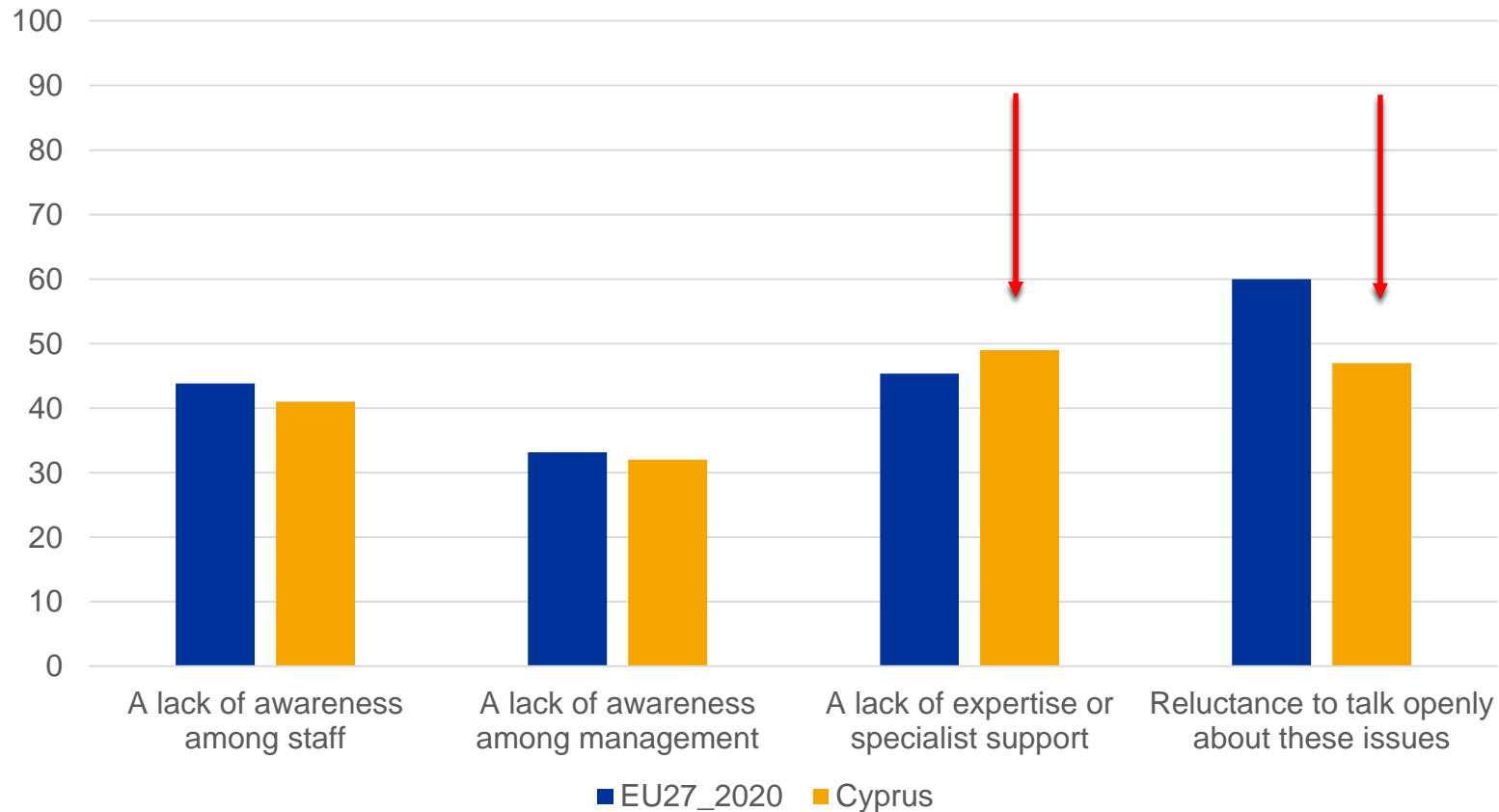
3. ESENER 2019 - Complexity of legal obligations as a major difficulty in addressing health and safety, by country, 2014-2019 (% establishments).



3. ESENER 2019 – Psychosocial risks more difficult to manage than other OSH risks, by country, 2019 (% establishments).



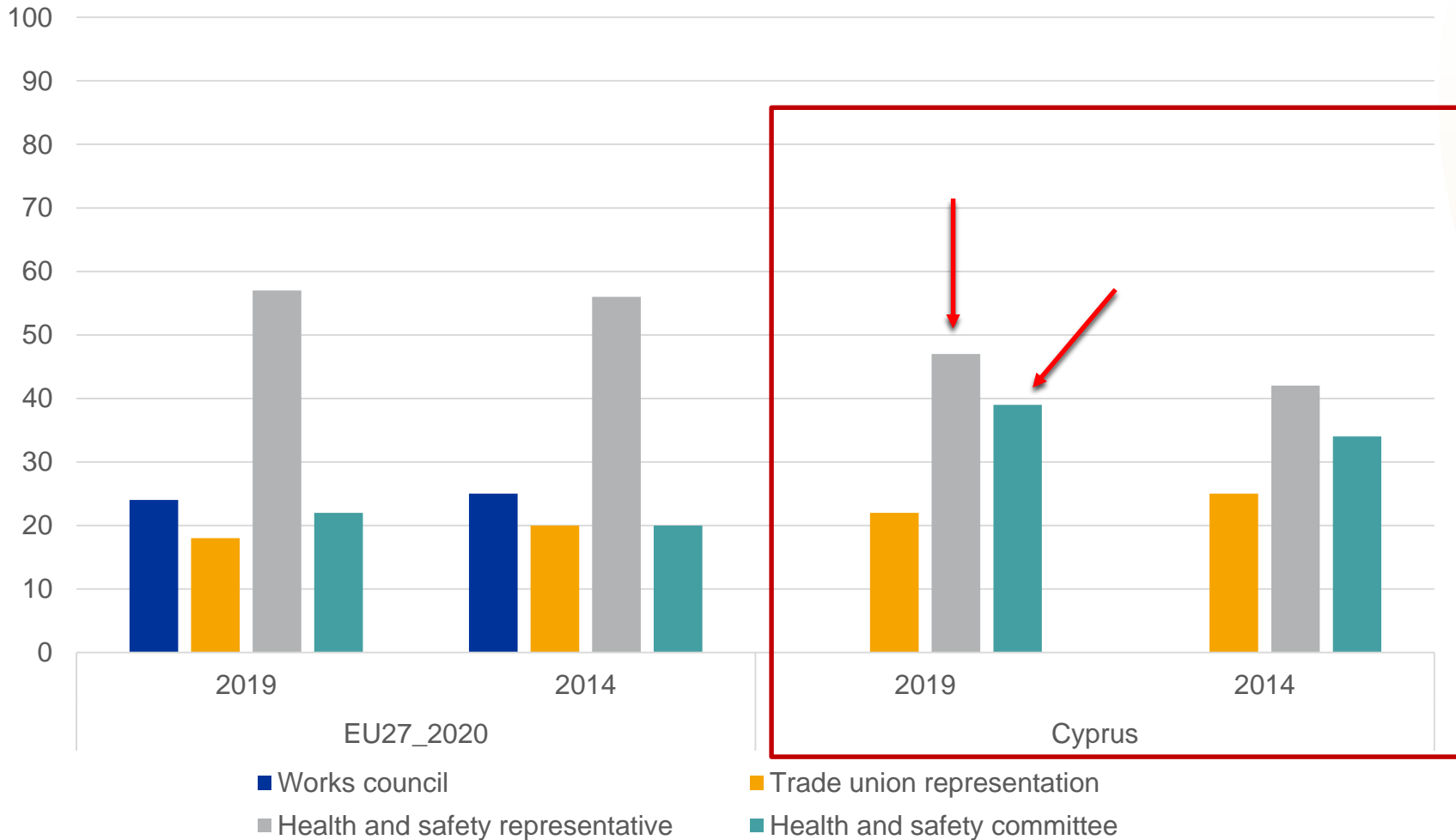
3. ESENER 2019 – Difficulties in addressing psychosocial risks, 2019 (% estab., EU27_2020 and Cyprus)



Base: establishments in the EU27_2020 and Cyprus that report (1) at least one psychosocial risk factor to be present in their establishments and (2) psychosocial risks to be more difficult to manage than other OSH risks.

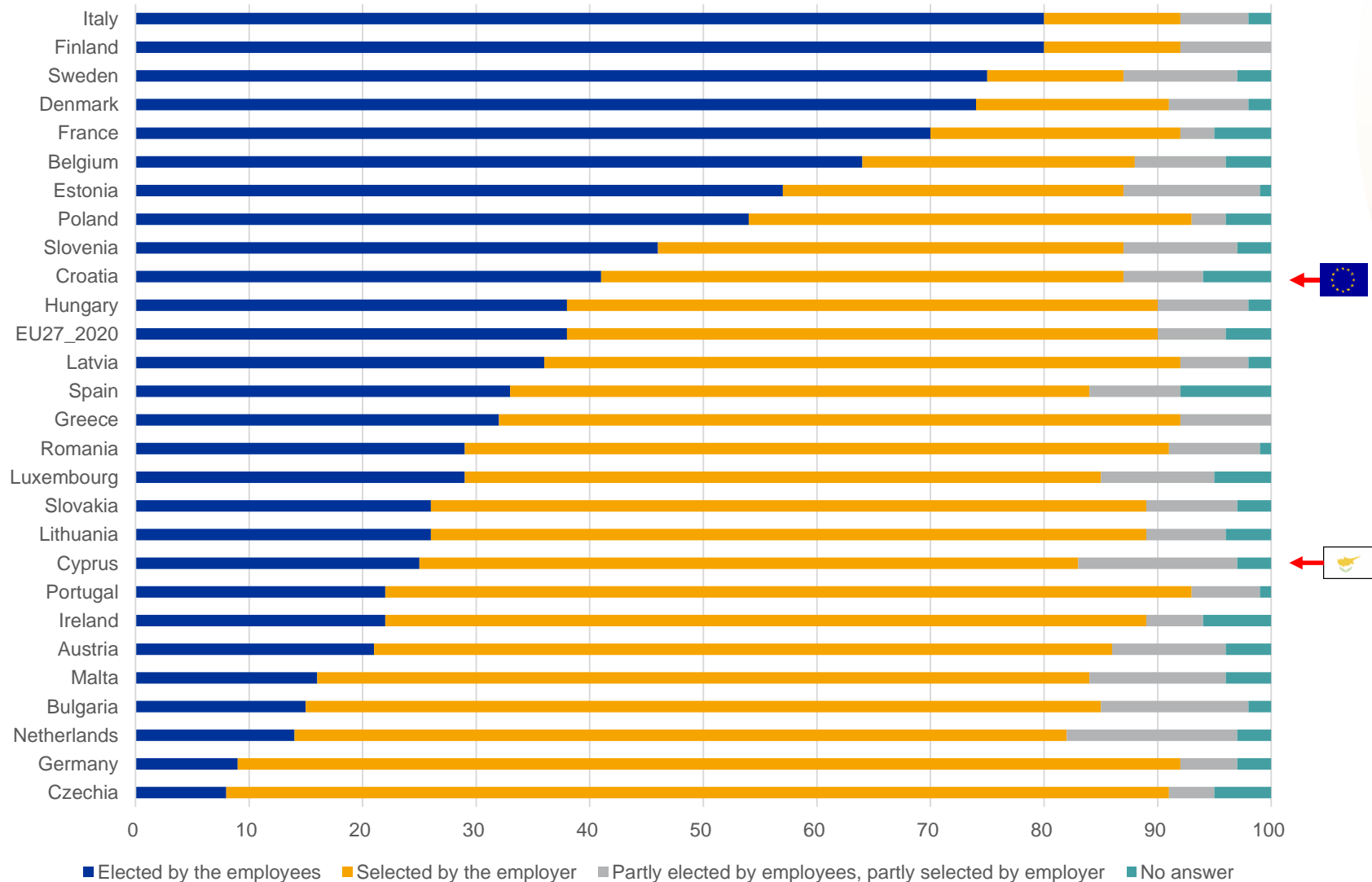
Do workers have a say in the way safety and health is managed?

3. ESENER 2019 – Forms of employee representation, EU27_2020 and Cyprus, 2014-2019 (% establishments)

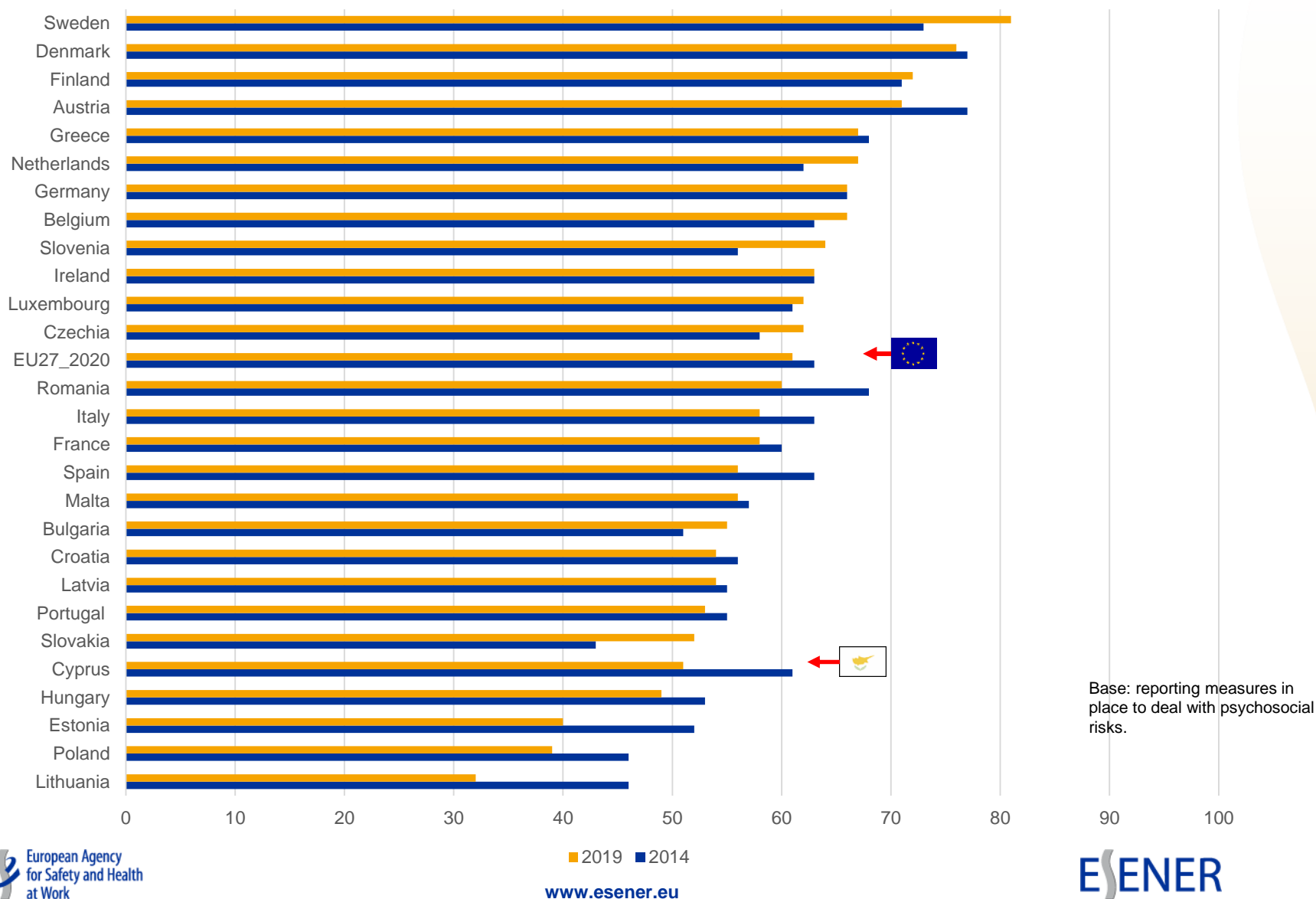


Base: all establishments in the EU27_2020 and Cyprus – national size thresholds apply.

3. ESENER 2019 – Appointment of health and safety representatives, by country, 2019 (% establishments)



3. ESENER 2019 – Worker involvement in measures to address psychosocial risks, by country, 2014-2019 (% establ.)



4. ESENER Resources

www.esener.eu

■ Publications

- Descriptive overview reports (*English*)
- Summary of main findings (*25 languages*)
- In-depth secondary analysis reports (*English*)

■ Methodology

- Background information, including technical reports.
- Master and national questionnaires
- https://oshwiki.eu/wiki/ESENER_2019_Methodology

■ Data

- [‘Mapping tool’](#) showing results by country, size and sector
- Access to full micro-data for non-commercial use
 - UKDA
 - GESIS



ESENER Data Visualisation Tool



Ελληνικά

Αρχική σελίδα Ερευνα Μεθοδολογία

ESENER | Πώς οι χώροι εργασίας στην Ευρώπη διαχειρίζονται την ασφάλεια και την υγεία

Αρχική σελίδα > ESENER 2019 > Απεικόνιση δεδομένων

Μεταβείτε το στο

ESENER 2019

ESENER 2014

ESENER 2009

ΠΕΡΙΛΗΨΗ

ΑΠΕΙΚΟΝΙΣΗ ΔΕΔΟΜΕΝΩΝ

ΣΥΓΚΡΙΣΕΙΣ



Εκτιμήσεις επαγγελματικού κινδύνου

ESENER 2019

Διαχείριση ΕΑΥ / Εκτιμήσεις επαγγελματικού κινδύνου

This item is available in other national versions (CY) Κύπρος

Εκτιμήσεις επαγγελματικού κινδύνου

Διενεργεί τακτικά ο χώρος εργασίας σας εκτιμήσεις επαγγελματικού κινδύνου:

- (1) Ναι
- (2) Όχι
- (9) Καμία απάντηση

Επιλέξτε

Τομέας δραστηριότητας

Μέγεθος επιχείρησης

Γενικά

Γενικά

Χώρα

Απάντηση:



- Χρησιμοποιούμενες υπηρεσίες υγείας και ασφάλειας
- Επίσκεψη εκπαιδευτή του Τμήματος Επιθεώρησης Εργασίας τα 3 τελευταία χρόνια προκειμένου να ελεήσει τις συνθήκες υγιεινής και ασφάλειας
- Ένα έγγραφο που επεξηγεί αρμοδιότητες ή διαδικασίες σχετικά με την υγεία και την ασφάλεια
- Μέτρα για την προαγωγή της υγείας των εργαζομένων
- Απουσία λόγω ασθενειών κατά τη διάρκεια των τελευταίων 3 ετών
- Απουσία λόγω εργατικών ατυχημάτων κατά τη διάρκεια των τελευταίων 3 ετών
- Παράγοντες κινδύνου στην επιχείρηση
- Προληπτικά μέτρα
- Εκτιμήσεις επαγγελματικού κινδύνου**
 - Εκτιμήσεις κινδύνων που διενεργούνται κατά κανόνα από το προσωπικό της επιχείρησης ή από εξωτερικούς παρόχους υπηρεσιών
 - Παράγοντες που αξιολογούνται κατά την εκτίμηση των επαγγελματικών κινδύνων
 - Έτος της τελευταίας εκτίμησης επαγγελματικού κινδύνου
 - Εκτίμηση επαγγελματικού κινδύνου που καταρτίζεται σε έντυπη μορφή
 - Λόγω για τους οποίους δεν διενεργούνται ανά τακτά χρονικά διαστήματα εκτιμήσεις επαγγελματικού κινδύνου
 - Εκπαίδευση εργαζομένων
- Αναδυόμενοι κίνδυνοι και η διαχείρισή τους



www.esener.eu



4. ESENER – Outlook (1)

- **Established monitoring tool:**
 - Survey to be repeated in five year cycles: 2009-2014-2019 and beyond?
- **EU level**
 - European Commission – expectations
- **National level**
 - National sample boosts: Ireland, Norway, Slovenia, Spain, the United Kingdom.
 - Ad-hoc questions
 - Switzerland: all three waves.
- **Feeds into other EU-OSHA activities**

4. ESENER – Outlook (2)

2020

- **Psychosocial risk management**
 - Qualitative study, face-to-face interviews in MSEs.
 - ESENER-3 respondents in 6 countries.
 - Results by early 2022.
- **Cooperation**
 - Data requests: INSST, Austrian Institute of Economic Research, BAuA, Health Promotion Switzerland
 - Survey questions: BAuA, Swedish Agency for Work Environment Expertise, KOSHA.

2021-2023

- **Procurement launched on 9 July 2020**
 - Overview report: legislation and worker representation
 - Healthcare

Further analyses

Dissemination

Conclusions

- Fieldwork: good cooperation rates
- Awareness
 - Increasing trends
 - Psychosocial higher than EU27_2020 average
 - Digitalisation slightly lower
- Risk assessments
- Legislation as a driver and barrier
 - Labour inspectorate
 - Reputation and productivity
- Worker participation
 - Representation increasing, not involvement

Ευχαριστώ!

www.esener.eu

[http://oshwiki.eu/wiki/European_survey_of_enterprises
on_new_and_emerging_risks - ESENER](http://oshwiki.eu/wiki/European_survey_of_enterprises_on_new_and_emerging_risks_-_ESENER)