

Operation of the REACH Helpdesk for Cyprus

The REACH Helpdesk for Cyprus is officially operating since 1.6.2007, the day of Entry into Force of the REACH Regulation. Questions are answered orally, through emails or during personal meetings.

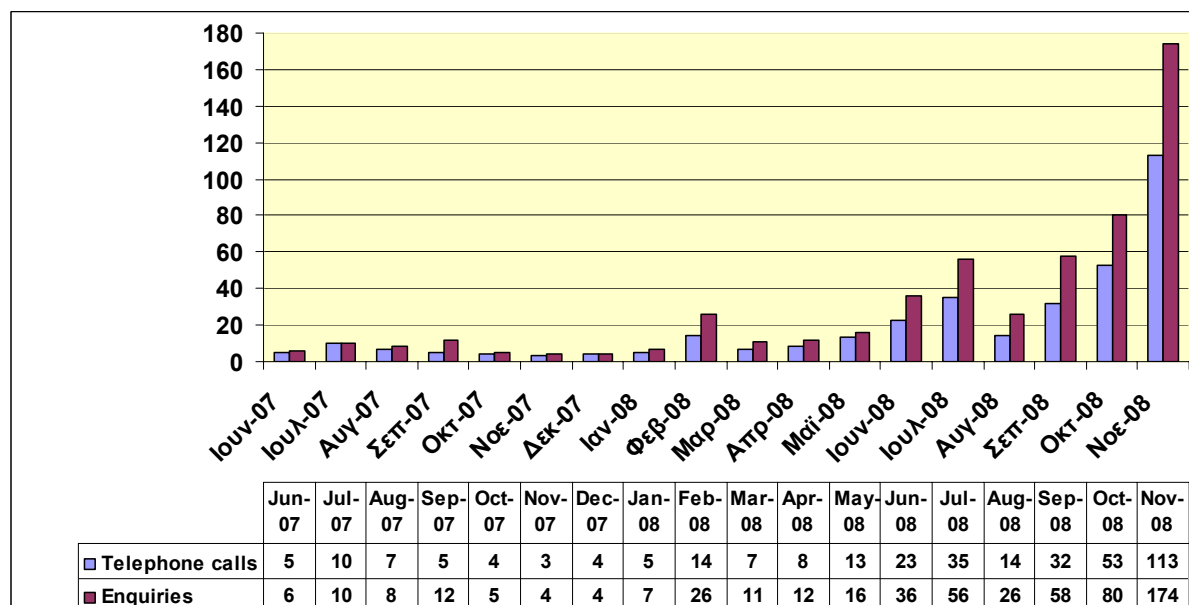
Since the beginning of its operation and up to the last day of the pre-registration period, 1.12.2008, **551 questions** have been answered in total. The questions were submitted through 355 telephone calls, emails or personal meetings. Several companies contacted the Helpdesk more than once (Diagram I).

During the pre-registration period (1.6.2008-1.12.2008) **430 questions** have been answered through 270 telephone calls or personal meetings (Diagram II). Additionally, 1369 users visited the specially designed for REACH webpage of the Department of Labour Inspection. Each user spent on average five minutes on that webpage.

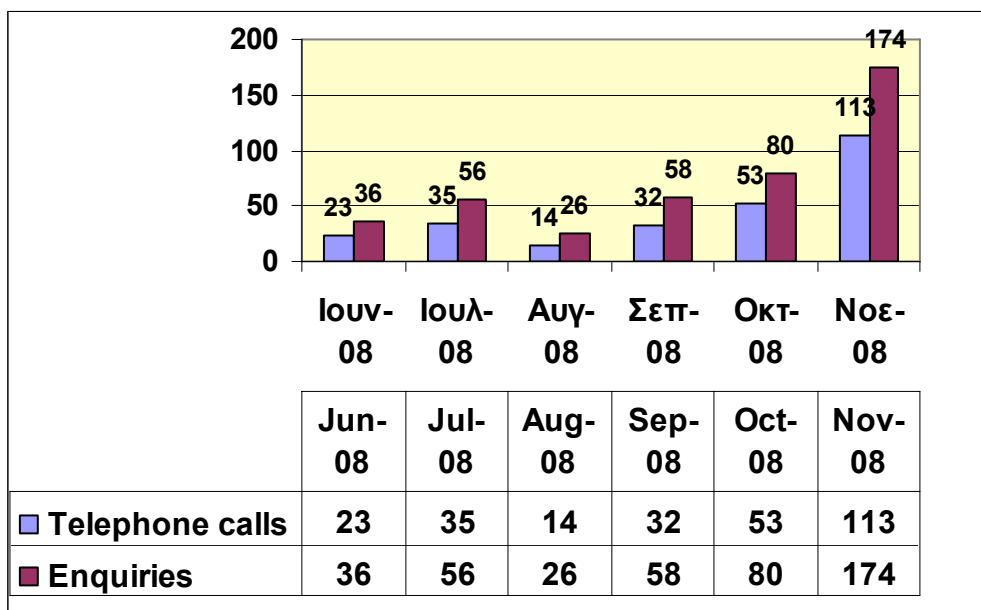
According to the statistics sent by the European Chemicals Agency to the Department of Labour Inspection, **2070 pre-registrations from 240 companies** were submitted from Cyprus by the end of the pre-registration period (Table I). The Chemicals Substances Sector, who maintains data about the affected by REACH companies in Cyprus, believes that several of the companies have not proceeded with the pre-registration of their substances because their non Community distributors have notified them in writing that their imports will be covered by only representatives in Europe.

Diagram I

Questions submitted between 1.6.2007-1.12.2008

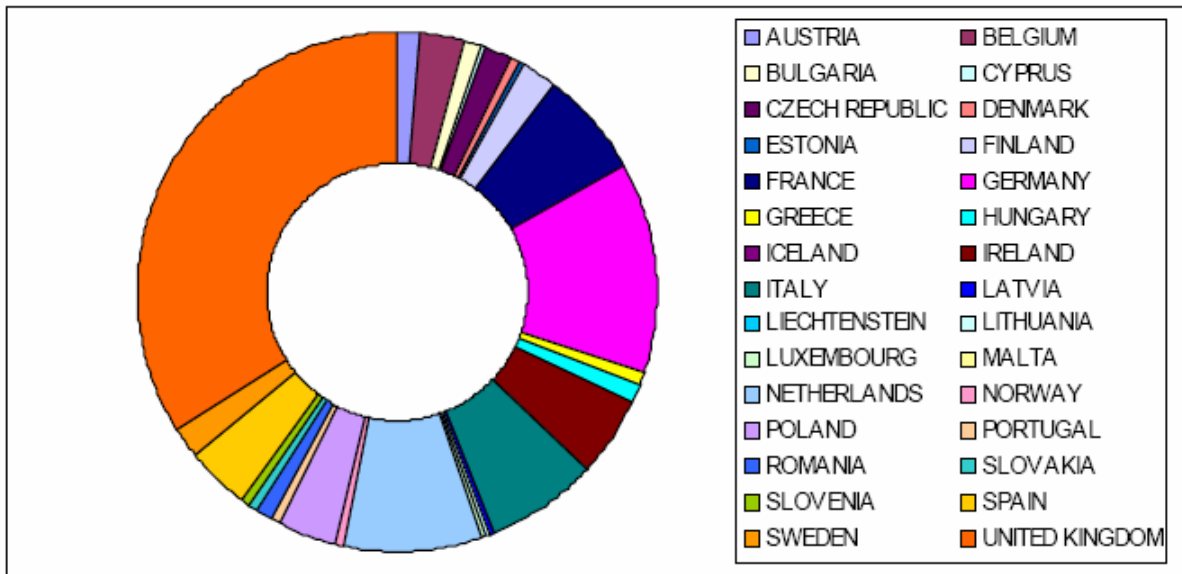


**Questions submitted between 1.6.2008-1.12.2008
Pre-registration period**



Companies

02/12/2008 14:38:44



AUSTRIA	853
BELGIUM	1 921
BULGARIA	714
CYPRUS	240
CZECH REPUBLIC	940
DENMARK	468
ESTONIA	153
FINLAND	1 383
FRANCE	4 406
GERMANY	8 630
GREECE	535
HUNGARY	637
ICELAND	38
IRELAND	3 246
ITALY	4 629
LATVIA	188
LIECHTENSTEIN	48
LITHUANIA	176
LUXEMBOURG	139
MALTA	39
NETHERLANDS	5 515
NORWAY	394
POLAND	2 427
PORTUGAL	405
ROMANIA	575
SLOVAKIA	505
SLOVENIA	234
SPAIN	2 626
SWEDEN	1 275
UNITED KINGDOM	22 199
TOTAL	65 538